





10/100BASE-T SINGLE PORT SURFACE MOUNT MAGNETICS



-  RoHS-5 peak reflow temperature rating 235°C
-  RoHS-6 peak reflow temperature rating 245°C
-  Meets IEEE 802.3 specification
-  Compact footprint for use in the most space-restrictive applications

Electrical Specifications @ 25°C — Operating Temperature 0°C to 70°C

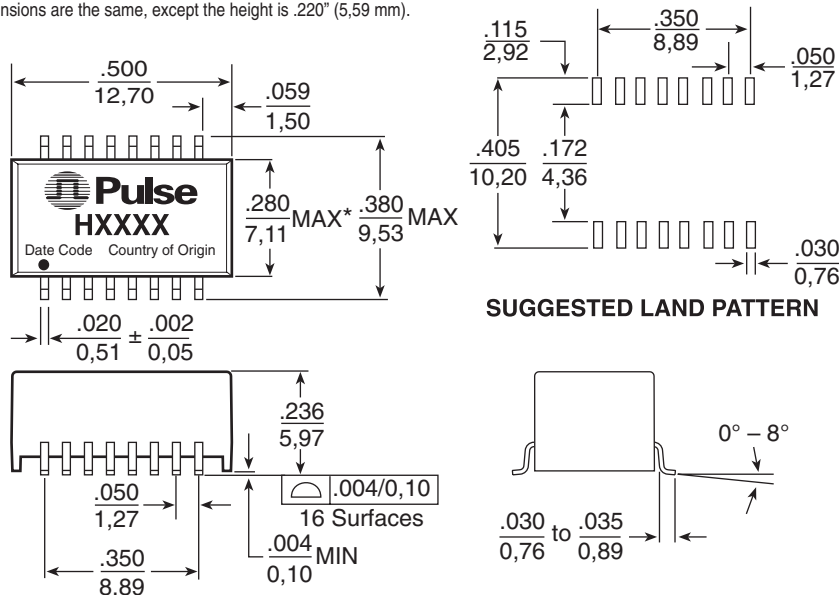
RoHS-4 Compliant Part Number	RoHS-6 ⁵ Compliant Part Number	Turns Ratio		Insertion Loss 100kHz–100MHz (db MAX)	Return Loss (dB TYP)			Differential to Common Mode Rejection (dB TYP)			Crosstalk (dB TYP)			Hipot (Vrms MIN)
		TX	RX		30MHz	60MHz	80MHz	30MHz	50MHz	100MHz	30MHz	60MHz	100MHz	
H1100	H1100NL ^{3c}	2:1	1:1	-1.1	-20	-14	-11.5	-42	-37	-33	-45	-40	-35	1500
H1101	H1101NL ^{3a}	1.25:1	1:1	-1.1	-20	-14	-11.5	-42	-37	-33	-45	-40	-35	1500
H1102	H1102NL ^{3a}	1:1	1:1	-1.1	-20	-14	-11.5	-42	-37	-33	-45	-40	-35	1500
H1121	H1121NL ^{2c}	1:√2	1:1	-1.1	-18	-12	-11.5	-42	-37	-30	-45	-40	-35	1500
H1183	H1183NL ^{3a}	1:1	1:1	-1.0	-18	-14	-12	-40	-40	-40	-35	-35	-35	1500
H1199	H1199NL ^{3a}	1:1	1:1	-0.9	-18	-12	-11	-40	-35	-30	-45	-45	-37	1500
HX1188 ¹	HX1188NL ^{1,3c}	1:1	1:1	-1.0	-20	-14	-12	-42	-37	-32	-45	-40	-35	1500
HX1198 ¹	HX1198 NL ^{1,3c}	1:1	1:1	-1.0	-20	-14	-12	-42	-37	-32	-45	-40	-35	1500
H1302	H1302NL ^{3a}	1:1	1:1	-1.1	-16	-10	-10	-42	-37	-32	-35	-30	-30	1500

1. Operating temperature -40°C to +85°C
2. For Tape & Reel packaging, add a "T" suffix at the end of the part number when ordering, e.g. H1102T.
3. MSL=Moisture Sensitivity Level a=1 b=2 c=3 d=4
4. RoHS-5: Product does not contain 5 out of the 6 banned substances specified in the RoHS directive (product contains lead in applications considered solder).
5. RoHS-6: Product does not contain 5 out of the 6 banned substances specified in the RoHS directive. Some internal connections may contain lead in high-temperature solder (solder alloys containing more than 85% lead).

Mechanical

H110X, H1121, H1183,* H1199, HX1188, HX1198, H1302

* For part number H1183, all dimensions are the same, except the height is .220" (5,59 mm).



Dimensions: Inches
mm
Unless otherwise specified,
all tolerances are ± .010
0,25

SUGGESTED LAND PATTERN

Weight 2.8 grams
Tube45/tube
Tape & Reel600/reel

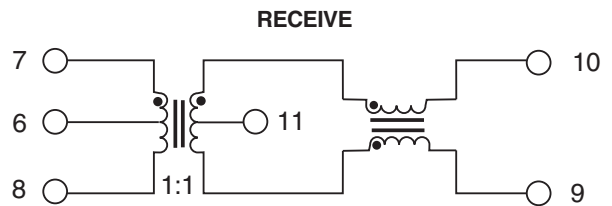
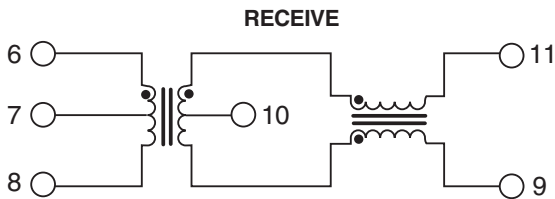
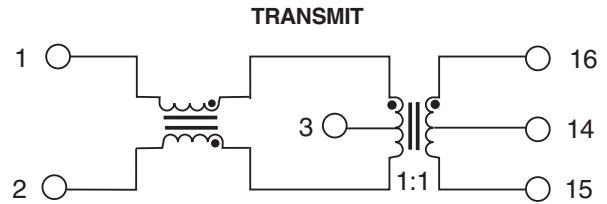
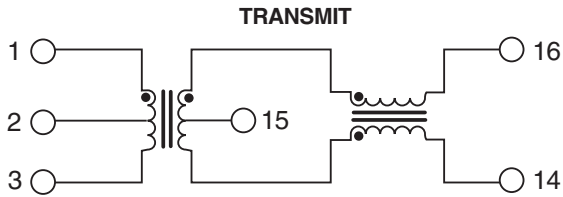
10/100BASE-T SINGLE PORT SURFACE MOUNT MAGNETICS With Various Turns Ratios



Schematics

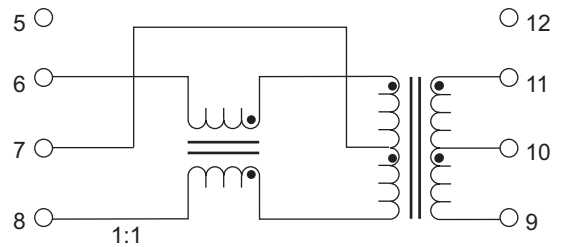
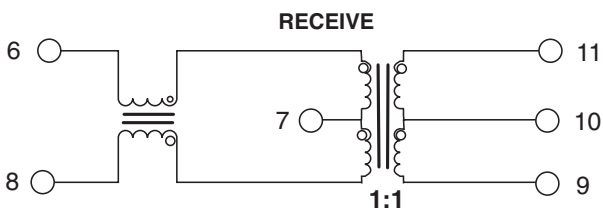
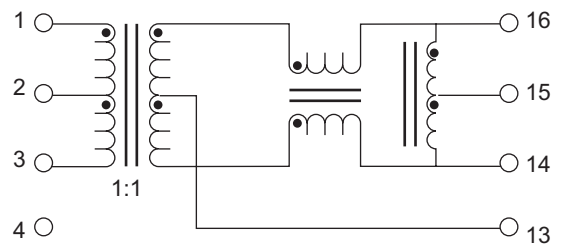
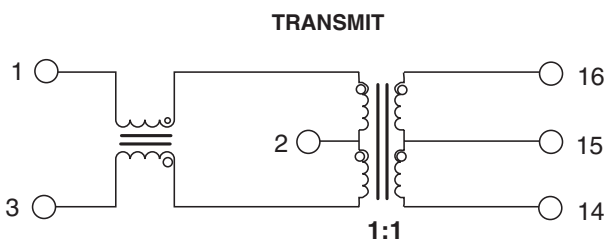
H110X, H1121, HX1188

H1199



HX1198, H1183

H1302

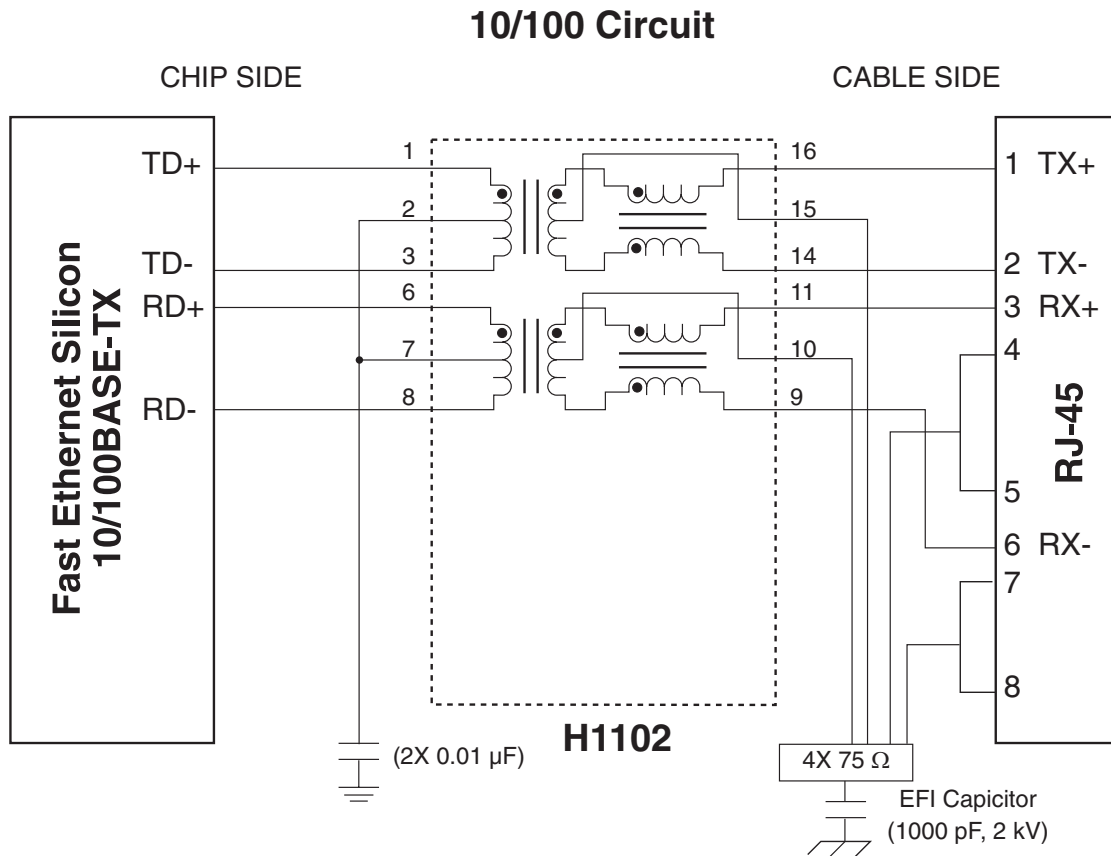


10/100BASE-T SINGLE PORT SURFACE MOUNT MAGNETICS With Various Turns Ratios



Typical Application Circuit

H1102



For More Information:

Pulse Worldwide Headquarters

12220 World Trade Dr.
San Diego, CA 92128
U.S.A.

www.pulseeng.com

TEL: 858 674 8100

FAX: 858 674 8262

Pulse European Headquarters

Einsteinstrasse 1
71083 Herrenberg
Germany

TEL: 49 7032 7806 0

FAX: 49 7032 7806 12

Pulse China Headquarters

No. 1
Industrial District
Changan, Dongguan
China

TEL: 86 769 85538070

FAX: 86 769 85538870

Pulse North China

Room 1503
XinYin Building
No. 888 YiShan Rd.
Shanghai 200233
China

TEL: 86 21 54643211/2

FAX: 86 21 54643210

Pulse South Asia

150 Kampong Ampat
#07-01/02
KA Centre
Singapore 368324

TEL: 65 6287 8998

FAX: 65 6280 0080

Pulse North Asia

No. 26
Kao Ching Rd.
Yang Mei Chen
Taoyuan Hsien
Taiwan, R. O. C.

TEL: 886 3 4641811

FAX: 886 3 4641911

Performance warranty of products offered on this data sheet is limited to the parameters specified. Data is subject to change without notice. Other brand and product names mentioned herein may be trademarks or registered trademarks of their respective owners.

© Copyright, 2006. Pulse Engineering, Inc. All rights reserved.

www.pulseeng.com